



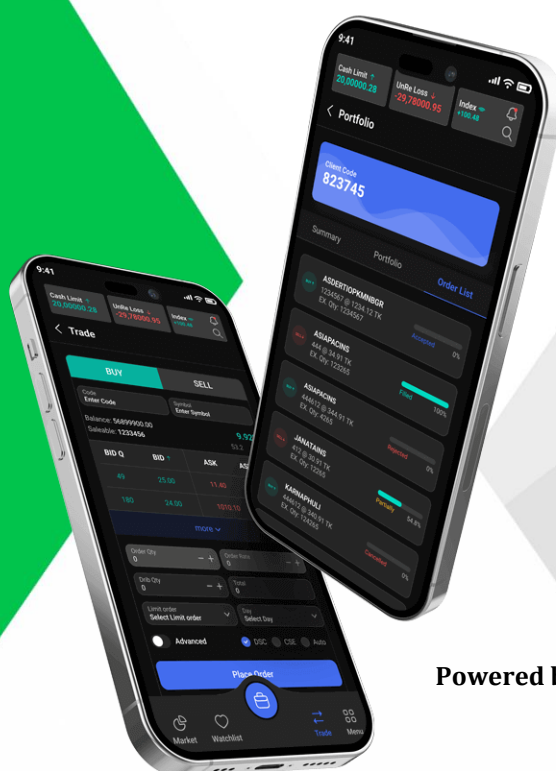
# UFTFAST

Trading App

## User Manual

V 1.0.1

Android  
&  
iOS



Powered by Quant Fintech Ltd.



## Table of Contents

Introduction .....	3
Feature List.....	3
Getting Started with UFTFAST: A Comprehensive Guide .....	4
Revision History.....	6
1. LOGIN.....	7
1.1 Bio-Metric Login .....	7
1.2 Forgot Password .....	8
1.2 Recover Password.....	9
1.3 Recovery OTP .....	10
1.4 Market Data .....	11
2. Watchlist.....	12
2.1 Watchlist Symbols .....	13
2.2 Symbol Detail .....	14
2.3 Symbol/Instrument Trade or tap to remove from Watch list .....	15
3. Trade Screen .....	16
3.1 Portfolio .....	17
3.2 Order List.....	18
3.3 Order Details .....	19
3.4 Modify Order.....	20
3.5 Cancel Order.....	21
3.6 Order Detail.....	22
3.7 Account Limit in Portfolio .....	23
3.8 Analytics/Summary .....	24
4. Settings.....	25
4.1 Change Password .....	26
4.2 Terms & Conditions .....	27
4.3 Disclosure .....	28
4.4 Logout .....	29
5. Technical Issues.....	30

# Introduction

Introducing **UFTFAST** – Your Ultimate Trading Companion for the Capital Market of Bangladesh.

Welcome to UFTFAST, the premier trading app United Financial Trading Company brought to you. Designed specifically for the discerning investor in the Bangladeshi capital market, UFTFAST offers a comprehensive suite of features and tools to empower you in your trading journey.

Stay ahead of the curve with real-time market data, informing you of the latest developments and trends. Whether you're a seasoned trader or just starting, our intuitive interface makes it easy to navigate through watchlists, monitor your portfolio, and easily delve into symbol details.

With UFTFAST, executing trades has never been simpler. Take advantage of our seamless trade execution process to capitalize on market opportunities swiftly and efficiently. Plus, keep your profile up to date and tailor your settings to suit your individual preferences and trading strategies.

At United Financial Trading Company, we are committed to providing you with the tools and resources you need to succeed in the dynamic world of trading. Join us on UFTFAST and unlock the potential of the Bangladeshi capital market at your fingertips.

## Feature List

UFTFAST is more than just a trading app—it's a comprehensive platform designed to empower investors in the Bangladeshi capital market. With its robust features, real-time data, and user-friendly interface. Our exclusive features:

- ✓ **Real-time Market Data:** UFTFAST provides you with live updates on stock prices, indices, and market trends, ensuring that you have access to the most current information at all times. This includes bid-ask spreads, volume, and price movements, empowering you to make informed trading decisions.
- ✓ **Comprehensive Watchlists:** Create personalized watchlists tailored to your specific interests and investment strategies. Monitor multiple stocks simultaneously, organize them by sector or performance, and receive alerts for significant price changes or news updates.
- ✓ **Portfolio Management:** Keep track of your investment portfolio effortlessly within the app. View your holdings, asset allocation, and overall performance in real time. Analyze historical data, including purchase price, cost basis, and returns, to assess your investment strategy and make adjustments as needed.
- ✓ **Symbol Details:** Access detailed information about individual stocks, including company profiles, financial metrics, analyst ratings, and recent news. Dive into interactive charts and technical indicators to conduct in-depth analysis and identify potential trading opportunities.
- ✓ **Effortless Trading:** Execute trades with ease using UFTFAST's intuitive trading platform. Place market orders, limit orders, or stop-loss orders directly from the app, with instant order confirmation and

execution. Enjoy seamless integration with the Dhaka Stock Exchange (DSE) and Chittagong Stock Exchange (CSE), ensuring reliable and efficient trade execution.

- ✓ **Profile Updates:** Keep your profile information up to date to receive personalized notifications, alerts, and recommendations based on your trading activity and preferences. Update your contact details, communication preferences, and security settings to ensure a seamless user experience.
- ✓ **Customizable Settings:** Customize the app to suit your individual preferences and trading style. Choose from a range of display options, theme colors, and layout configurations to create a personalized trading environment. Set up price alerts, news notifications, and trading reminders to stay informed and engaged in the market.

UFTFAST revolutionizes the way you trade and invest, putting the power of the market in your hands.

## Getting Started with UFTFAST: A Comprehensive Guide

Download UFTFAST mobile app from

Play store:

[https://play.google.com/store/apps/details?id=com.uftcl.uftfast&pcampaignid=web\\_share](https://play.google.com/store/apps/details?id=com.uftcl.uftfast&pcampaignid=web_share)

Or from apple store

<https://apps.apple.com/sa/app/uftfast-trading-app/id6478291393>

Welcome to UFTFAST, your ultimate trading companion for the Bangladeshi capital market. To help you get started, we've prepared this detailed guide to walk you through the key features and functionalities of our app.

### Step 1: Download and Installation

1.1. Visit the respective app store on your mobile device (App Store for iOS devices or Google Play Store for Android devices).

1.2. Search for "UFTFAST" in the search bar.

1.3. Locate our app in the search results and tap on the "Download" or "Install" button to initiate the download and installation process.

1.4. Once the installation is complete, tap on the UFTFAST icon on your device's home screen to launch the app.

### Step 2: Account Login

2.1. Upon launching the app, you will be prompted to log in if you already have the Client Code / User ID and Password.

2.2. Follow the on-screen instructions to provide the required information, including your user ID, and password.

2.3. Once you have filled in all the necessary details, tap on the "Sign In" button to proceed.

2.4. There is also a biometric login feature. It will be available after your first login.

### Step 3: Exploring the App

3.1. Upon logging in, you will be greeted with the Watch list screen of UFTFAST, featuring various modules and tabs such as Market Data, Watch list, Portfolio, Symbol Details, Trade, Profile, and Settings.

3.2. Take some time to explore each section of the app and familiarize yourself with its functionalities.

3.3. Access real-time market data, create and manage watch lists, monitor your portfolio, delve into symbol details, execute trades, update your profile, and customize app settings according to your preferences.

### Step 4: Additional Resources

4.1. For further assistance and guidance on using specific features of UFTFAST, refer to the how-to menu on the menu page.

4.2. Stay updated with announcements, news, and tips provided within the app to enhance your trading experience.

Congratulations! You are now ready to make the most of UFTFAST and embark on your journey in the Bangladeshi capital market. Happy trading!

## Revision History

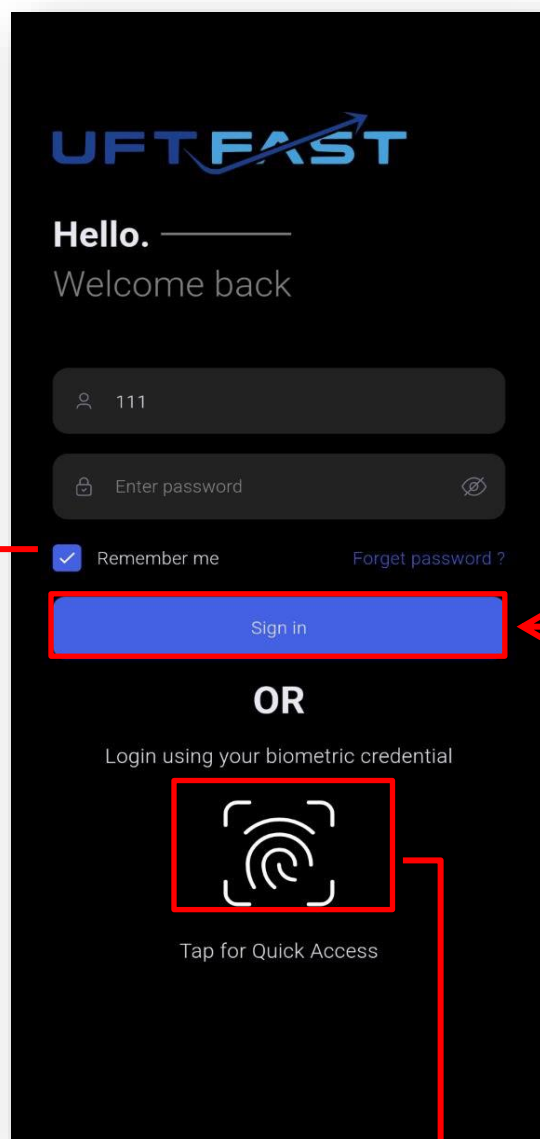
Date	Version	Description
31 March 2024	First Version v 1.0	Initial Stable Release of UFTFAST

# UFTFAST



# 1.LOGIN

## 1.1 Bio-Metric Login

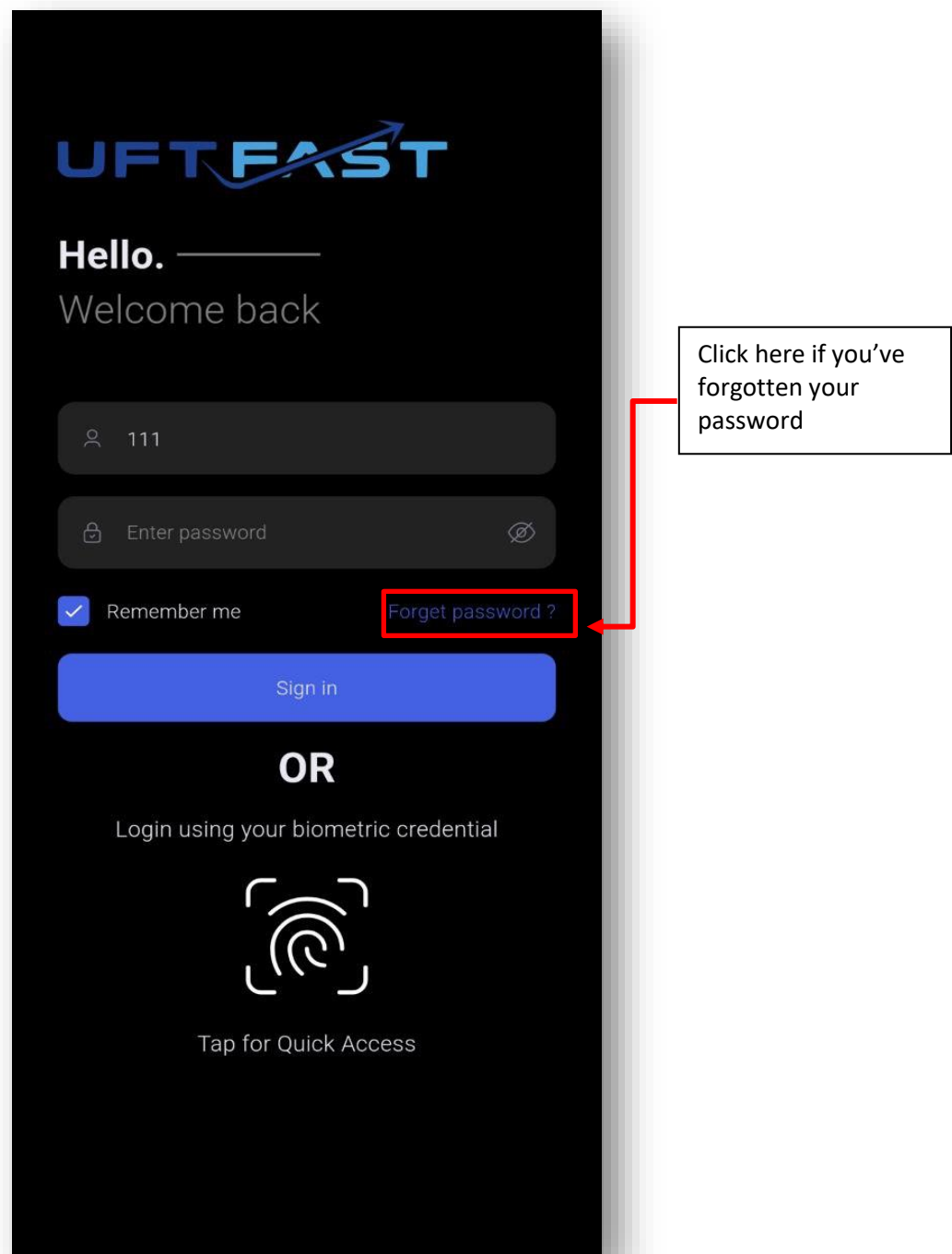


User your broker provided client code and password to login

Use this option to remember you

You can use your fingerprint as biometric login option by pressing here. Make sure that you have registered your device earlier

## 1.2 Forgot Password





## 1.2 Recover Password

The screenshot shows a mobile application interface for password recovery. At the top left is a back arrow. The title 'Recovery' is followed by a horizontal line and the subtitle 'Recover password'. Below this is a text input field with a person icon and the placeholder text 'Enter User ID'. Underneath the input field is a blue 'Send' button. Three red arrows point from external text boxes to the interface: one from the top right box to the input field, one from the bottom left box to the 'Send' button, and one from the top right box to the 'Send' button.

←

**Recovery** ———  
Recover password

👤 Enter User ID

Send

Enter your client code here

Press send to get OTP

### 1.3 Recovery OTP

The screenshot shows a mobile app interface for password recovery. At the top left is a back arrow. The title 'Recovery' is in large white font, followed by a horizontal line and the subtitle 'Recover password' in a smaller white font. Below this are five empty square boxes for entering a code. Under the boxes, the text 'Not yet code' is followed by a green timer '00:27'. At the bottom is a large blue button labeled 'Send'. Two red arrows point from text boxes to the interface: one from the top-right box to the first input box, and another from the bottom-right box to the 'Send' button.

←

**Recovery** ———

Recover password

Not yet code 00:27

Send

Enter your one-time-password (OTP)

Press send to get recovery option

## 1.4 Market Data

The screenshot shows the 'Market Data' screen of the Quant Fintech app. The interface is dark-themed and displays various market metrics and charts. Red arrows point from callout boxes to specific features on the screen.

**Callout Boxes:**

- Cash limit/ purchase power is shown here:** Points to the 'Cash Limit' widget showing 669.00.
- Market data index are shown here:** Points to the 'DSEX' widget showing 5788.20.
- You can search your preferred symbol/stock/ticker by tapping here:** Points to the search icon in the top right.
- Tap here to see corporate events of this week:** Points to the 'Earning This Week' section.
- Pictorial view of market data:** Points to the 'Advance Decline' bar chart.

**Market Data Widgets:**

- Cash Limit:** 669.00 (up arrow)
- UnRe Loss:** -266375.61 (down arrow)
- Index:** 9.87 (up arrow)
- DSEX:** 5788.20 (+9.87, +0.17%)
- DS30:** 2014.06 (+2.98, +0.15%)
- DSES:** 1256.51 (+1.96, +0.16%)
- CDSET:** 1095.91 (+1.21, +0.11%)
- Value:** 3.65 cr
- Volume:** 1,207,849
- Trade:** 614

**Earning This Week:**

- Tuesday 02 Apr: 2
- Saturday 30 Mar: 3
- Thursday 28 Mar: 3
- Wednesday 27 Mar: 2

**Advance Decline:**

Bar chart showing market movement by percentage range. The chart shows a distribution of gains and losses across different percentage ranges, with a total of 30 gains (POS: 30), 30 losses (NEG: 30), and 30 no-changes (NC: 30).

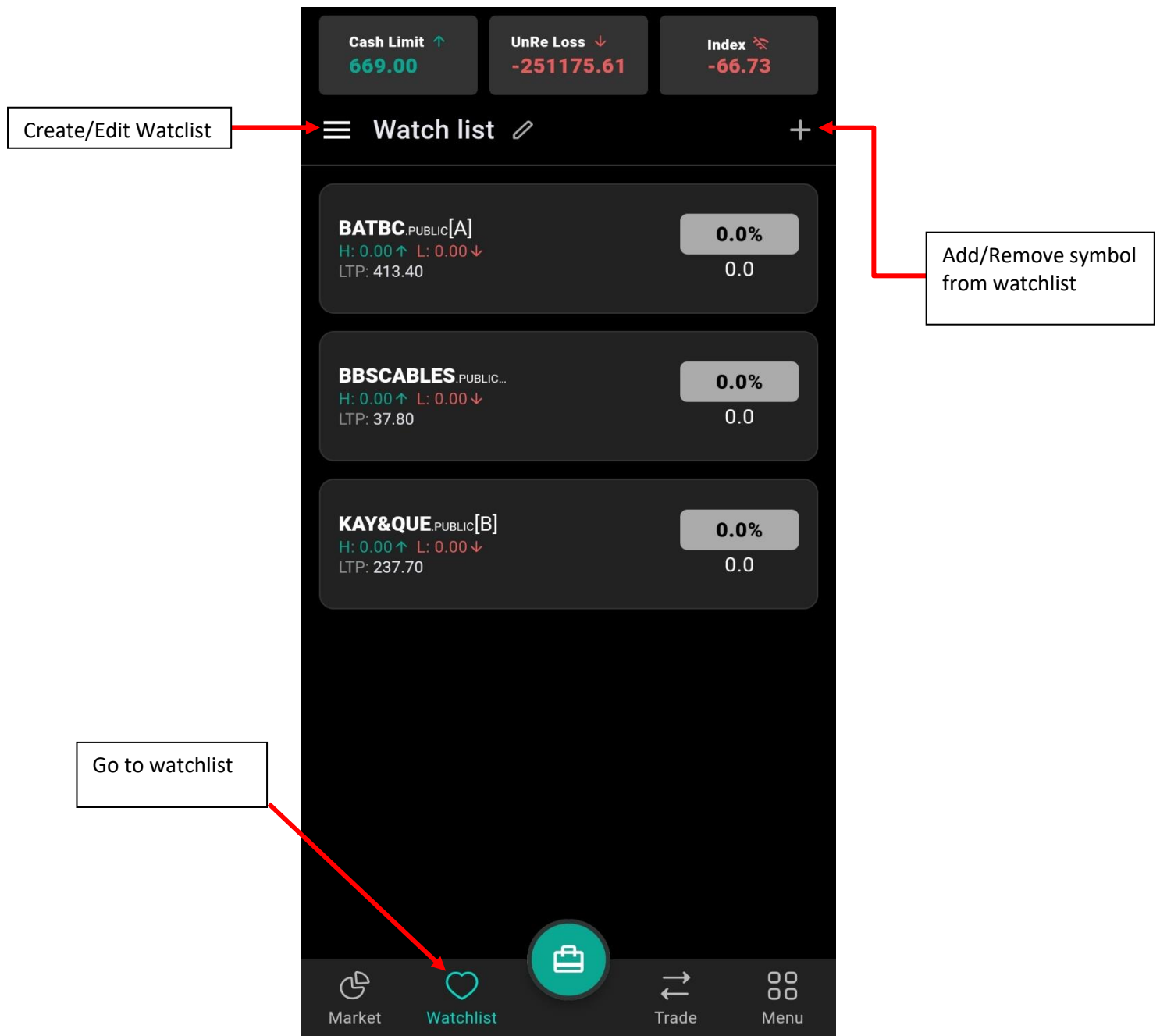
**Top Gainer:**

Section for the top performing stock, currently showing a green bar chart.

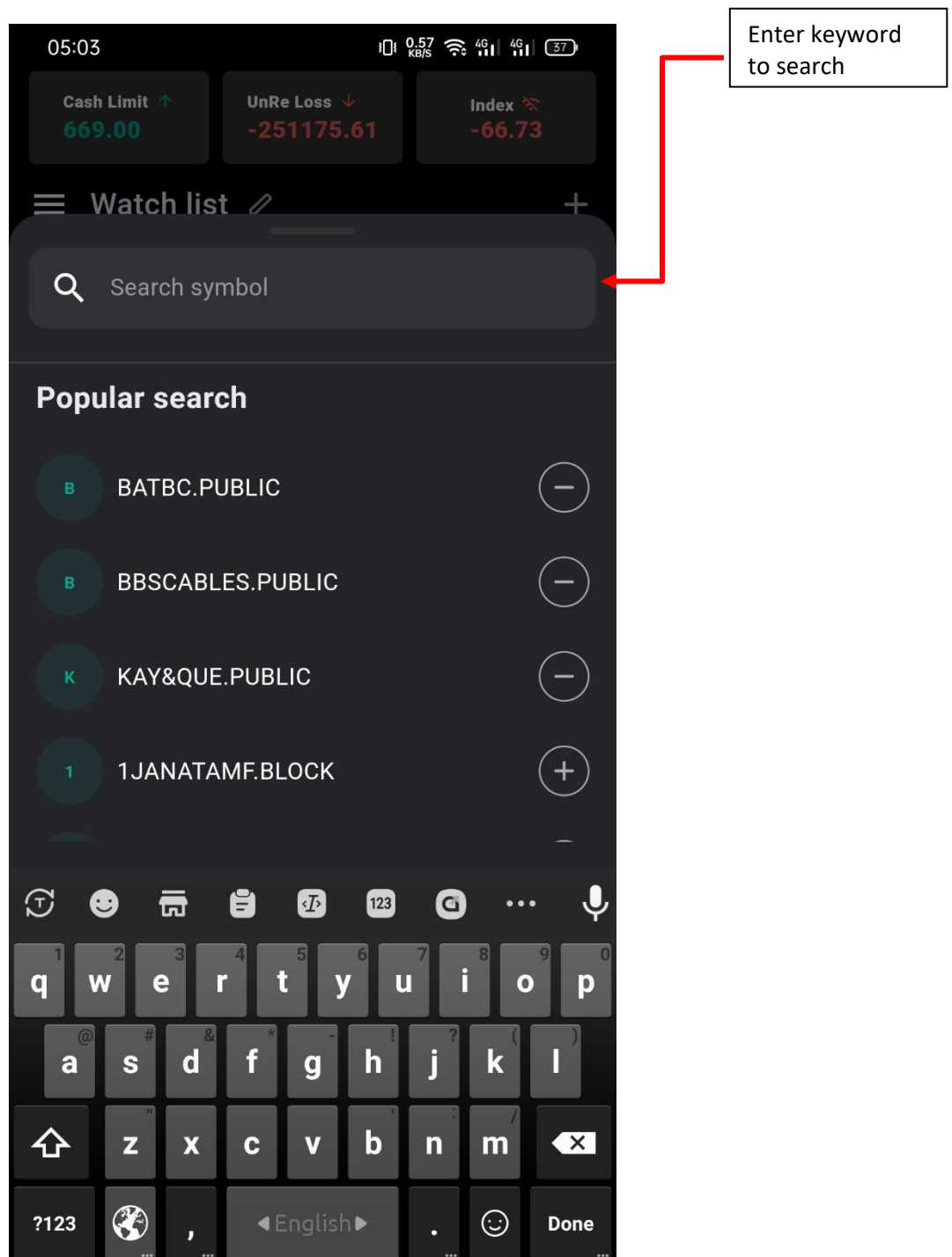
**Bottom Navigation Bar:**

- Market (selected)
- Watchlist
- Trade
- Menu

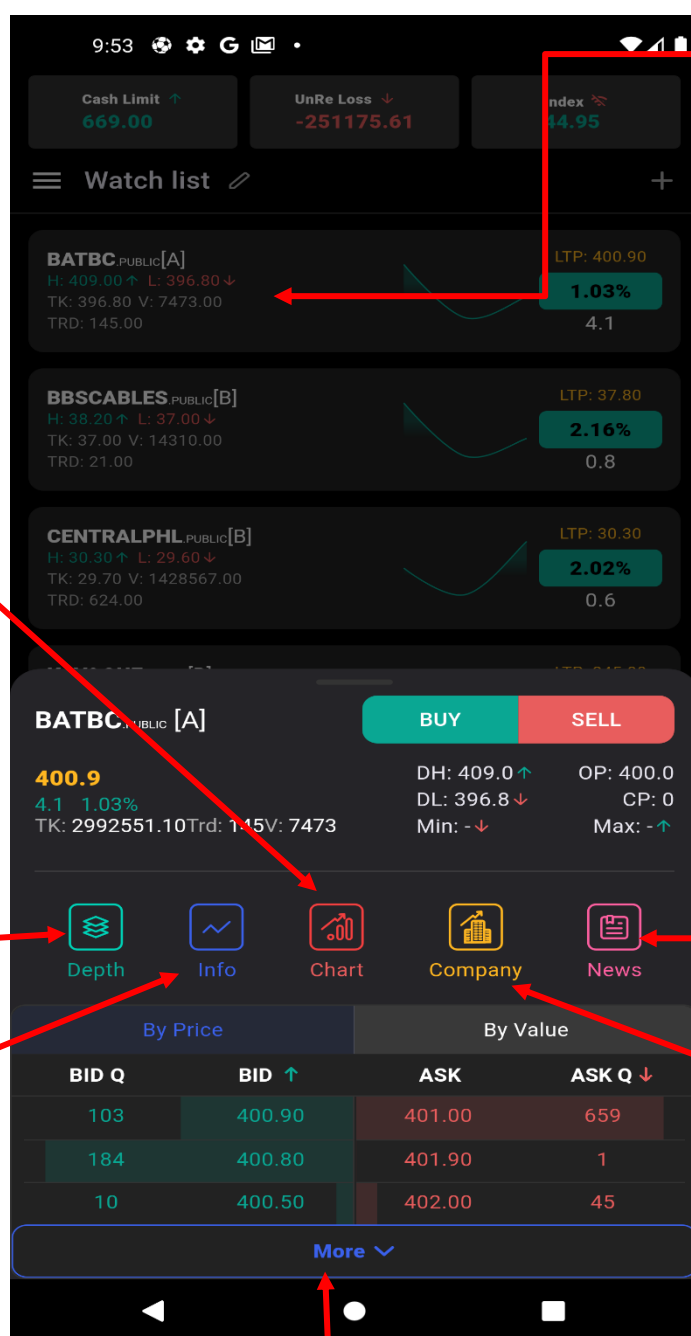
## 2. Watchlist



## 2.1 Watchlist Symbols



## 2.2 Symbol Detail



By tapping on the watchlist item, there will be a small pop-up appeared at the bottom.

Tap here to view an interactive chart for analysis

Tap here to view news of this symbol/stock.

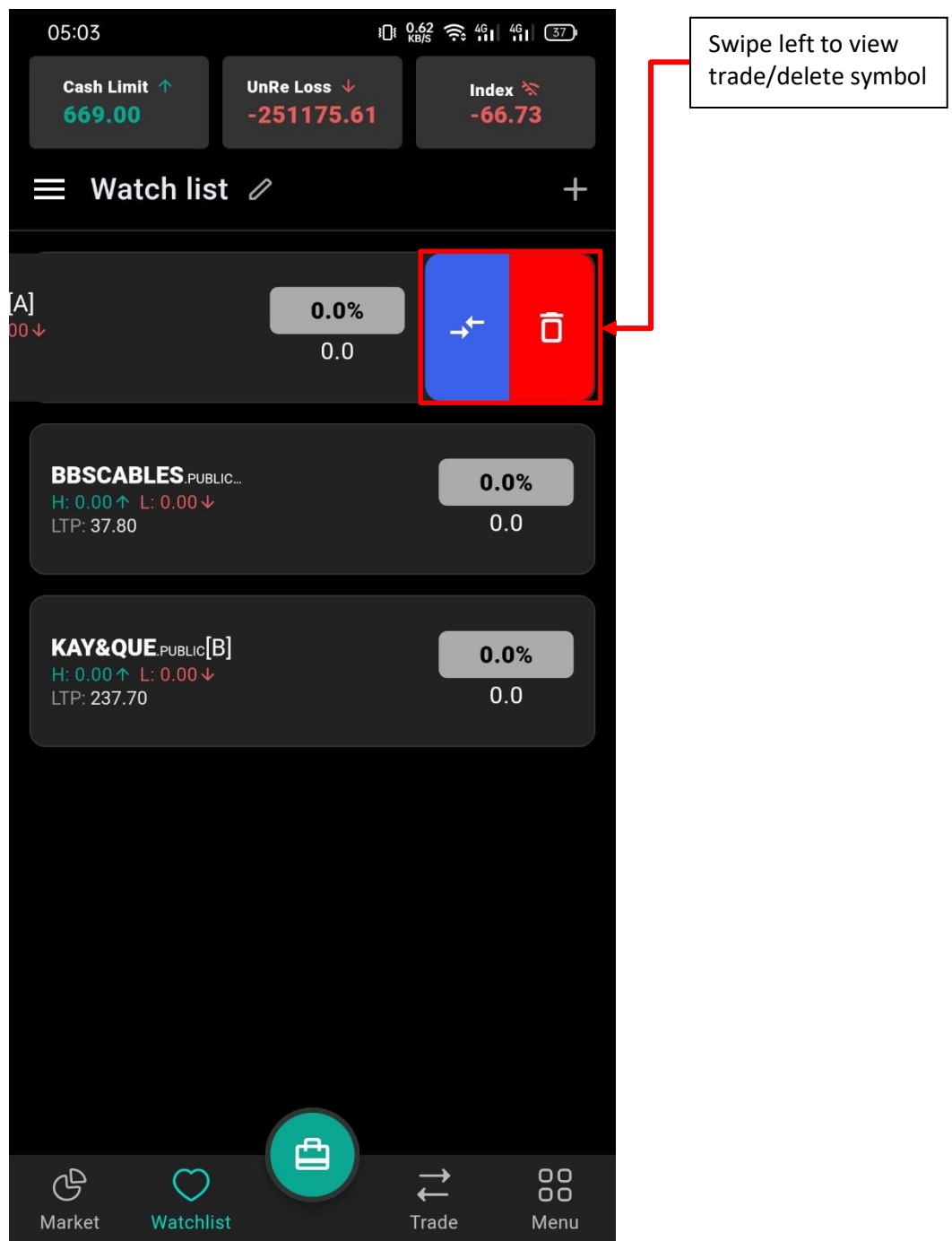
Tap here to view market depth

Tap here to view basic trading information.

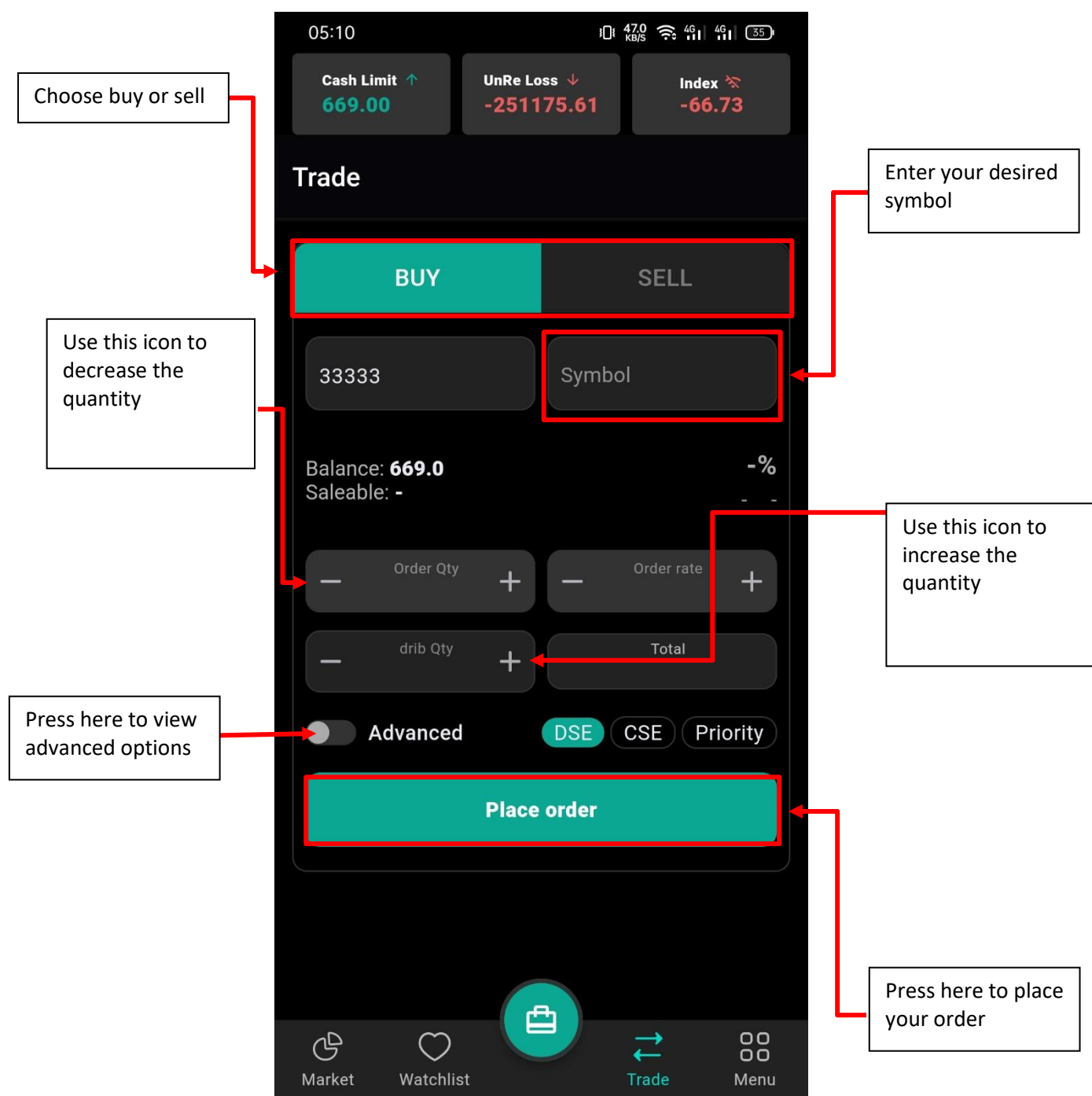
Tap here to view company's fundamental information

Tap here to view more than 3 bids of market depth

## 2.3 Symbol/Instrument Trade or tap to remove from Watch list

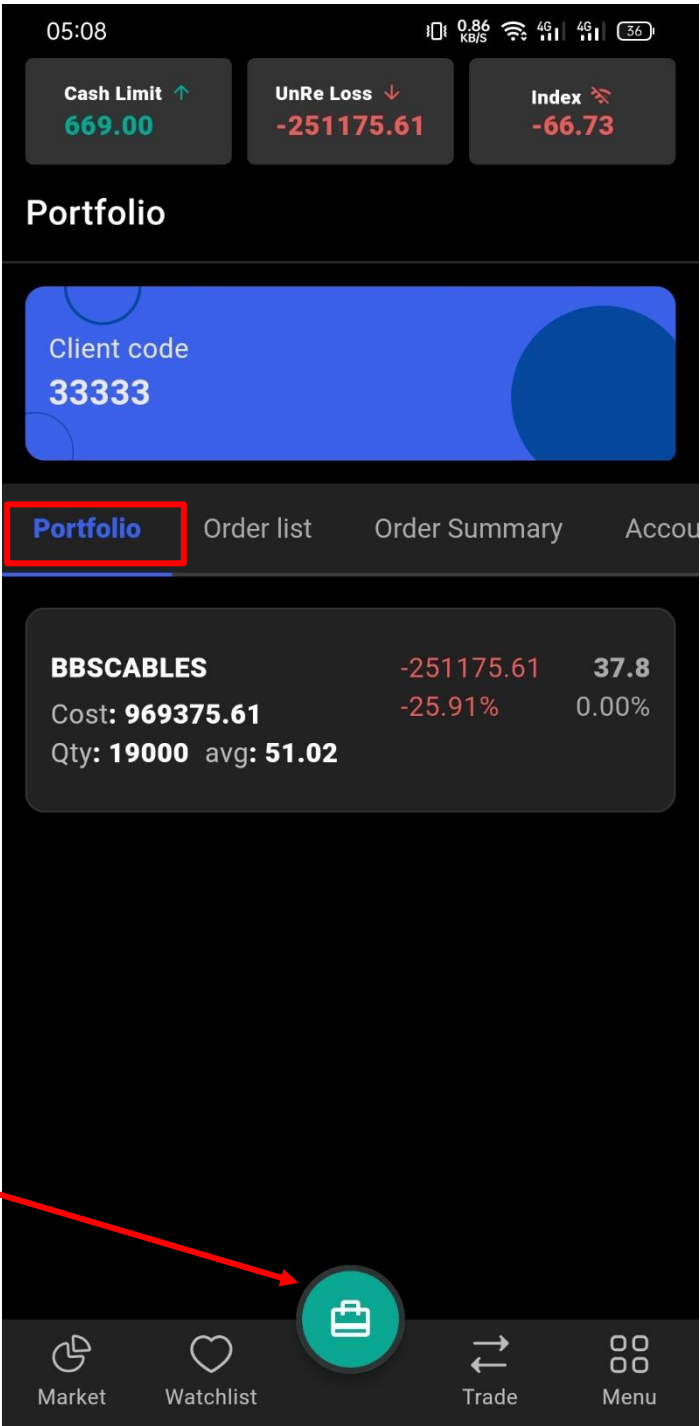


### 3.Trade Screen





### 3.1 Portfolio



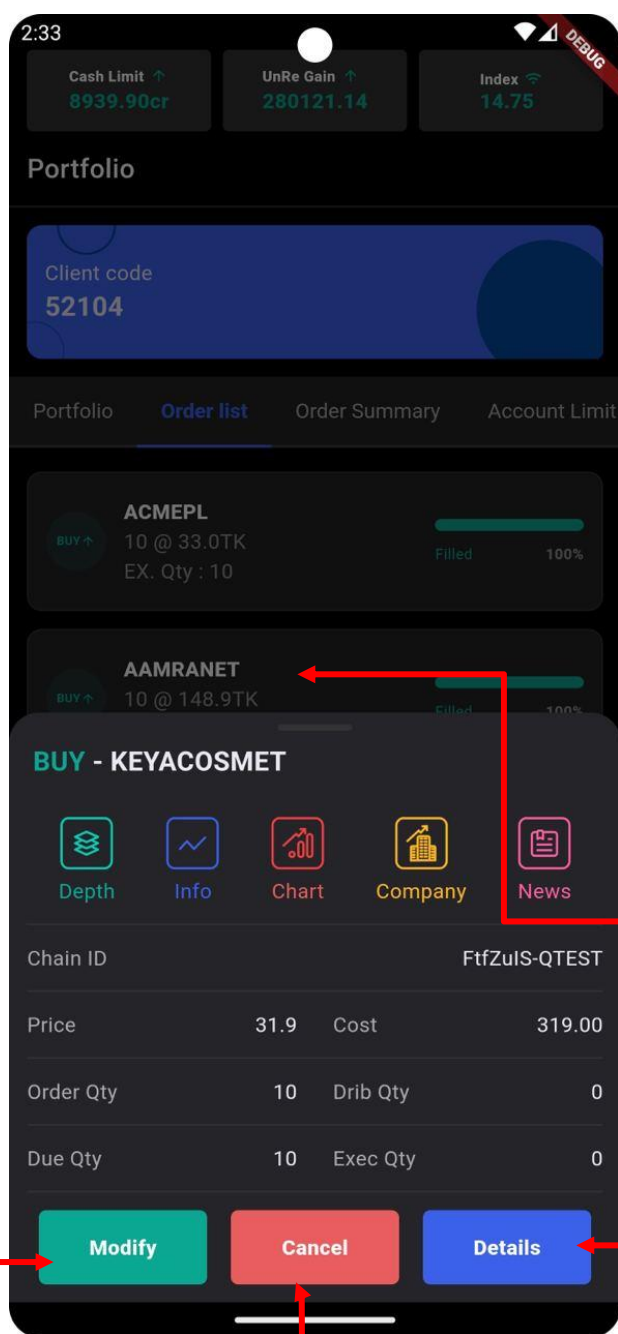
### 3.2 Order List

The screenshot shows the 'Order list' screen in the Quant Fintech app. At the top, there are three summary cards: 'Cash Limit' at 8939.90cr, 'UnRe Gain' at 280144.94, and 'Index' at 0.21. Below these is the 'Portfolio' section with the client code 52104. The 'Order list' tab is selected and highlighted with a red box. The list contains five orders, each with a 'BUY' button, the stock name, price, quantity, and execution status. Annotations with red arrows point to specific elements:

- An annotation points to the 'BUY' button for KEYACOSMET: "The order get accepted but not executed yet."
- An annotation points to the 'Filled' status for AAMRANET: "Order status is green, means the order gets filled."
- An annotation points to the 'Accepted' status for INTRACO: "Percentage order's execution status"

Order ID	Stock	Price	Qty	Status	Execution %
1	AAMRANET	148.9TK	10	Filled	100%
2	KEYACOSMET	31.9TK	10	Accepted	0%
3	SEAPEARL	143.1TK	10	Replaced	0%
4	INTRACO	141.1TK	10	Accepted	0%
5	ACMEPL	33.0TK	10	Accepted	0%

### 3.3 Order Details



Tap this button to modify the order

By tapping on the order card, there will be another pop-up appeared at the bottom to see order detail or make any action.

Tap this button to cancel the order.

Tap this button to view more detail of the order

### 3.4 Modify Order

2:21

Cash Limit ↑  
8939.90cr

UnRe Gain ↑  
280122.14

Index 📶  
14.60

Portfolio

Client code  
52104

Portfolio Order list Order Summary Account Limit

AAMRANET

Modify Order

52104 KEYACOSMET.PUBLIC

Balance: 89398985756.9 0.0%  
Saleable: 0 31.9 0.0

BID Q	BID ↑	ASK	ASK Q ↓
10	31.90		

Order Validity  
DAY

Order Qty 10 Order rate 31.9

drib Qty + Total 319.0

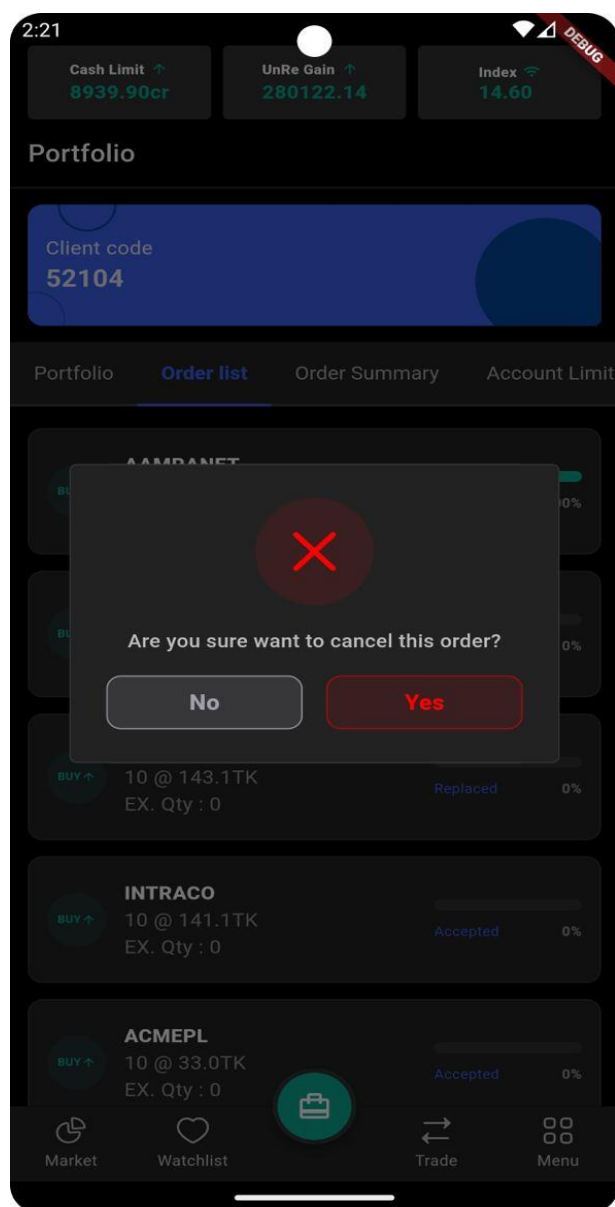
Modify Order

Client Code and Instrument/symbol can not be changed

Increase or decrease the quantity or price by pressing plus and minus icon

### 3.5 Cancel Order

By pressing Cancel button, this screen will appear to cancel the order.



### 3.6 Order Detail

By pressing detail button, this screen will appear.

2:32

Cash Limit ↑  
8939.90cr

UnRe Gain ↑  
280121.14

Index 📶  
14.64

DEBUG

←

Order Details

Buy  
Order Side

Filled  
Order Status

Date	01/04/2024 12:30:40
Order ID	rtmpEQI-QTEST
Symbol	AAMRANET (PUBLIC)
Order Qty	10
Drib Qty	1
Order By	52104 (client)
Client ID	52104
Order Price	148.9
Order Side	BUY
Order Validity	DAY
Order Status	Filled
Exec Status	Trade executed
Exec Qty	10
Take Profit	0.0
Stop Loss	0.0
Order Device	Mobile

### 3.7 Account Limit in Portfolio

05:08 1.00 KB/s 4G 4G 36

Cash Limit ↑ 669.00 UnRe Loss ↓ -251175.61 Index ↘ -66.73

## Portfolio

Client code 33333

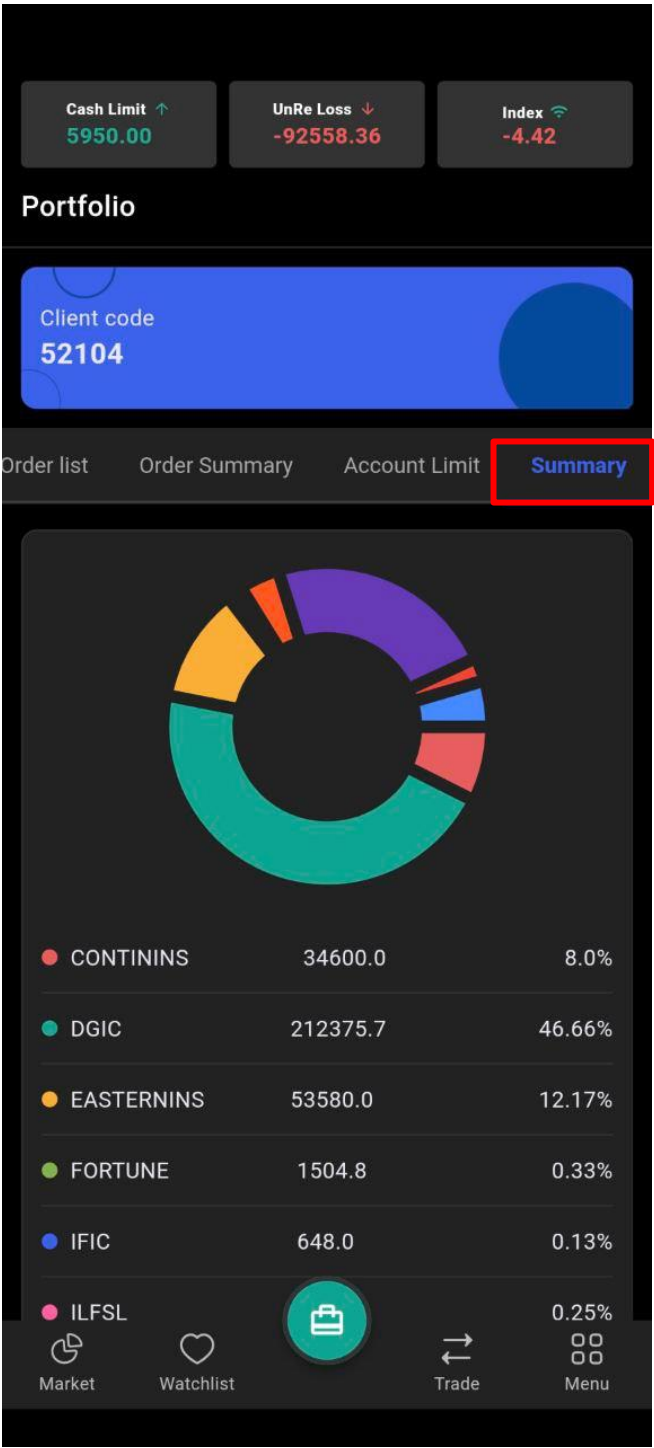
Order Summary **Account Limit** Summary

Title	Day order	Init. Limit	Rem. Cash
Cash	0.0	669.0	669.0

Main	Limit	Day order	Remainin g
Max Capital Buy	Unlimited	0.0	N/A
Max Capital Sell	Unlimited	0.0	N/A
Total Transaction	Unlimited	0.0	N/A

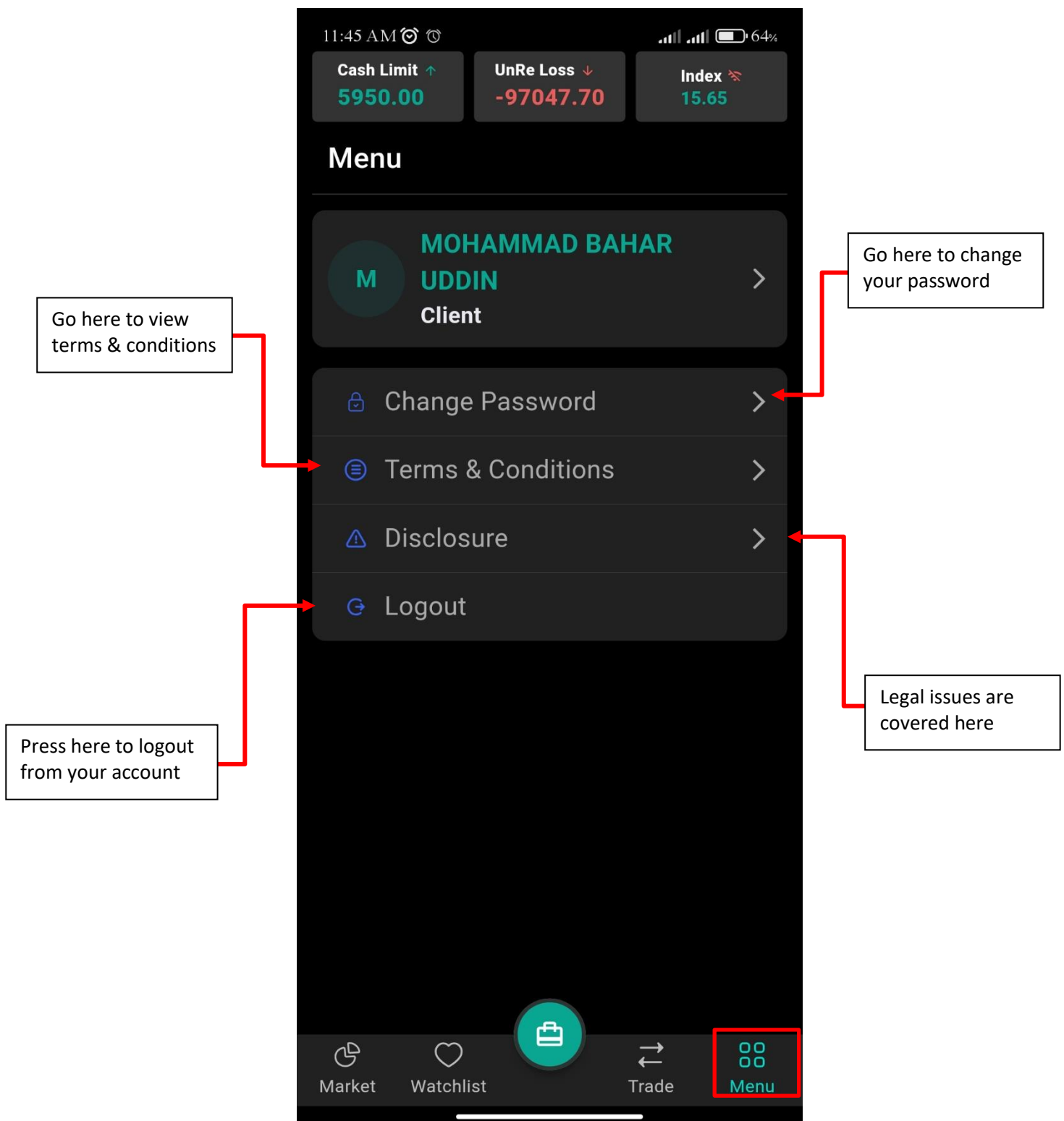
Market Watchlist Trade Menu

3.8 Analytics/Summary





## 4.Settings



## 4.1 Change Password

11:55 AM 64%

Cash Limit ↑ 5950.00 UnRe Loss ↓ -97047.70 Index 15.65

← Change Password

**Change Password**

New password

Current Password

New password

Retype new password

Change Password

Market Watchlist Trade Menu

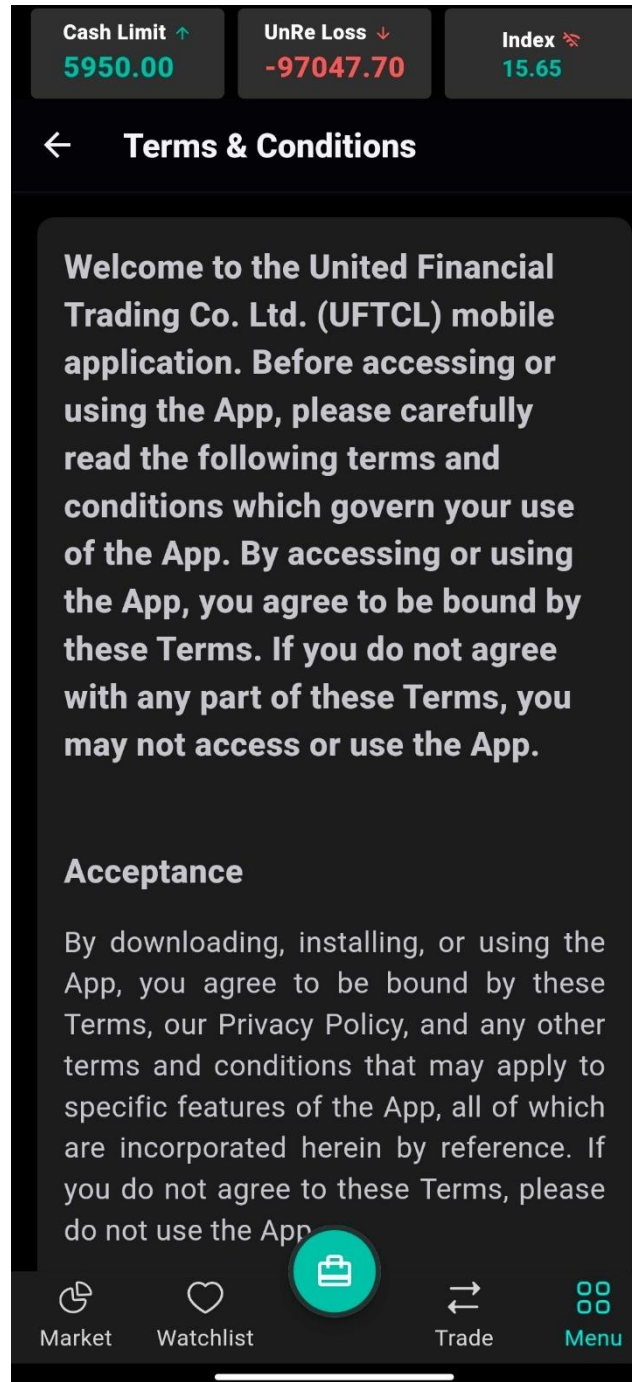
Type in your new password that you want to change into

Type in your current password

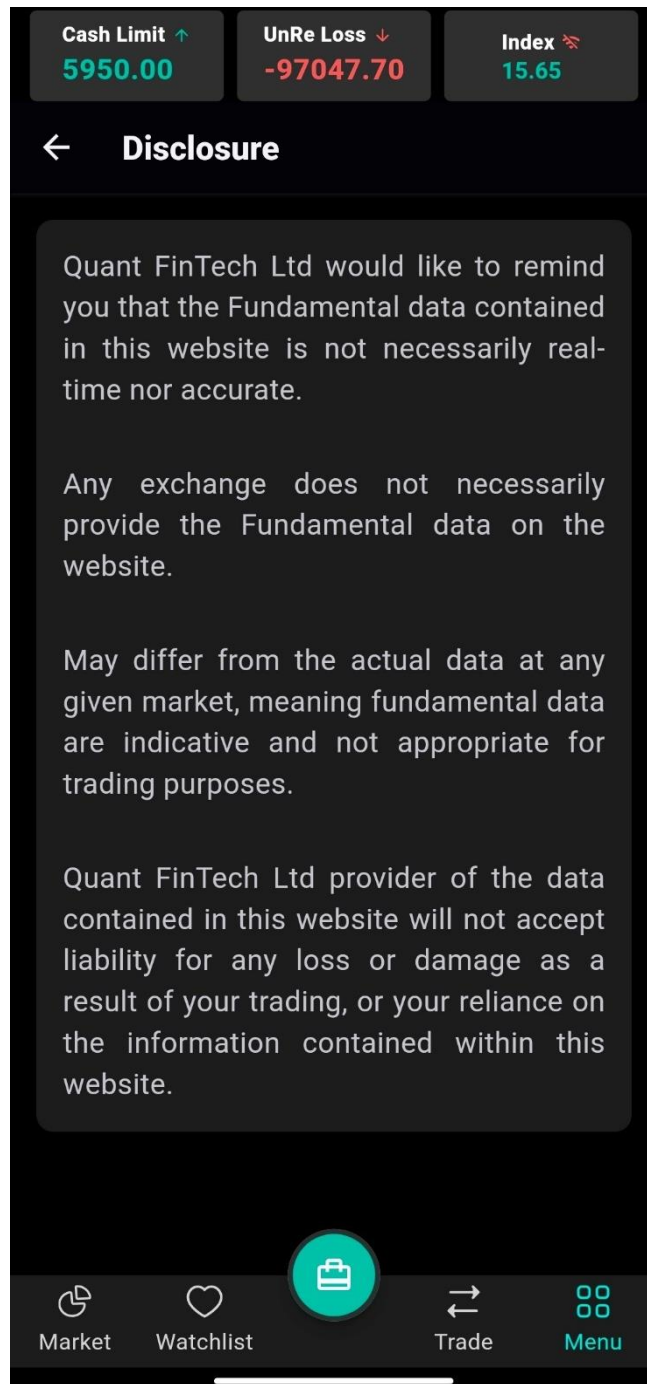
Retype in your new password

Press here to confirm the change of password

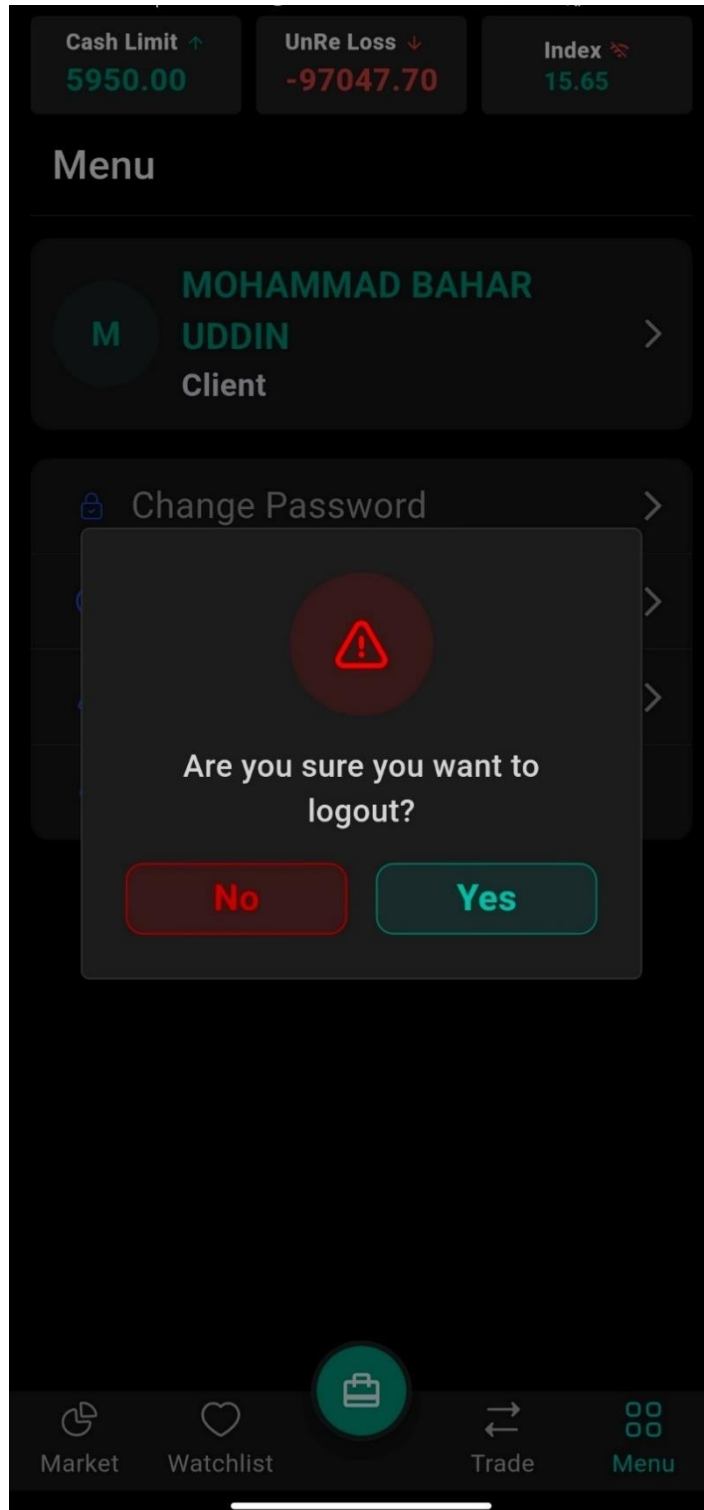
## 4.2 Terms & Conditions



### 4.3 Disclosure



## 4.4 Logout



## 5. Technical Issues

For any kind of technical issues, please contact with our United Financial Trading Co. Ltd. (UFTCL) or Quant Fintech Ltd. (QFL).

### **United Financial Trading Co. Ltd. (UFTCL)**

PFI Tower, (2nd floor), 56-57, Dilkusha C/A, Dhaka-1000, Bangladesh, Bangladesh



+8801841333028



info@uftcl.com

